

- Heated Throw User Manual
- Size: 14.5x21cm each page

21cm

14.5cm

## WARNING: DO NOT USE THIS PRODUCT IF YOU ARE

- A child under the age of 12.
- Immobile or incapacitated.
- Diabetic or insensitive to heat.
- Anyone who cannot clearly understand the instruction and/or operate the controls.

E&E Co. Ltd.  
45875 Northport Loop East  
Fremont, CA 94538

Made in China

Back

**Woolrich®**  
EST. 1830

## User Manual Heated Throw

WARNING  
IMPORTANT INSTRUCTIONS  
DO NOT DESTROY

Front

Thank you for buying this Woolrich® Throw.

### INTRODUCTION

Please read this user manual carefully and keep it in a safe place for future reference. If you need any assistance, please contact our support team with your product model number.

IMPORTANT INSTRUCTIONS DO NOT DESTROY  
READ CAREFULLY BEFORE USING THIS PRODUCT

### INCLUDED

1 x Heated Throw  
1 x Hand-held controller  
1 x User manual  
(Note: Please check first to make sure the product is complete without any damage. If you have any doubt, please feel free to contact us.)

### Product Specifications

Model	PNTH TH.?.?
Size	Throw
Name	Heated Throw
Input voltage	AC 120Vac / 60Hz
Rated power	100 W
Timing setting	1-12 Hour auto shut off
Product Dimensions	50in.* 60in.

### IMPORTANT warnings and safeguards

#### READ INSTRUCTIONS CAREFULLY

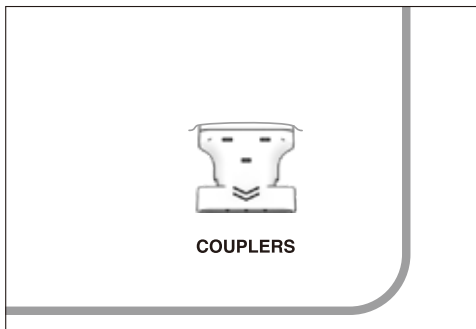
- 1) Use only with 110-120 Volt AC 60 Hz wall outlet as provided in the USA and Canada. Do not use with power supplied by an inverter or generator such as in an RV, or a converter outside of the USA and Canada. This item should not be used with power strips or extension cords.
- 2) Do not fold when in actual use, this may cause excessive heating.
- 3) Do Not use on an Infant, a Helpless Person or a Person Insensitive to heat, such as a Person with Poor Blood Circulation.
- 4) Do Not route electrical cords between the mattress and box springs. Do not allow the cords to be pinched.
- 5) Do not dry clean this Bedding Product. Cleaning solvents may have a Deteriorating effect on the insulation of the Heating Element.
- 6) Do Not Tuck in the Wired area or the Plug or Supply Cord.
- 7) Do not tuck the Throw or supply cord in a sofa or other furniture. All portions of the Throw or controller should be visible at all times.
- 8) For throw only, Do Not use with rocking chairs, recliners, chairs with casters or wheels, or other furniture subject to movement.
- 9) Always turn off the controller(s) for this warming product when not in use.
- 10) Never put the controller(s) in bed under Throw; Do not cover the controller(s) with any object.
- 11) Keep control away from drafty areas that may become damp such as an open window.
- 12) Do not use this warming throw item with dogs, cats, or any other pets. This is an electrical appliance that they can damage by chewing or scratching. If this item is returned with pet hair on it, the Warranty is Automatically Voided.
- 13) Do not use pins; they may damage electric wiring.
- 14) Not For Hotel, Motel or other institutional use.
- 15) Wrapping of cords around the controller may damage the cord. Loop cords loosely when storing.
- 16) If improper operation of this bedding is observed, discontinue it's use IMMEDIATELY and consult the manufacturer. Regarding it's repair, contact E&E Co. Ltd customer service at [jlacs@ilahome.com](mailto:jlacs@ilahome.com) or on our website [support.ee1994.com](http://support.ee1994.com).
- 17) This item must be washed before returning to E&E CO.Ltd. For any type of inspection after use of the product by consumer.
- 18) This appliance has a polarized plug (one blade is wider than the other) as a safety feature. This plug will fit into a polarized outlet only one way. If the plug does not fit fully into the outlet, reverse the plug. If it still does not fit, contact a qualified electrician. DO NOT attempt to defeat this safety feature.
- 19) DO NOT USE commercial dryers or the dryers at your local laundromat. They get too hot and would damage the warming circuits of the warming product.
- 20) DO NOT IRON THIS THROW.
- 21) After Washing, WARMING PRODUCT MUST BE COMPLETELY DRY BEFORE USING.

1

### PRODUCT OPERATION GUIDE

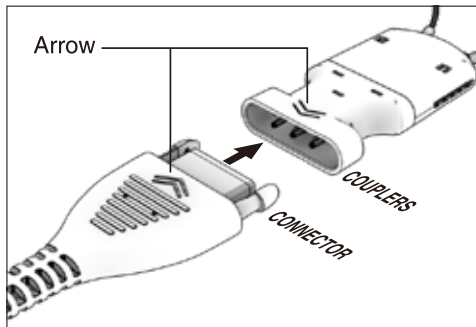
#### STEP 1

Locate the controller cord coupler on the Throw.




#### STEP 2

Connect Power Cord to the heated Throw by matching the arrow on the connectors to the arrow on the couplers. Once the arrows are aligned, push power cord connectors into the couplers until they are securely connected.



#### STEP 3

Plug Controller into the wall outlet (120V, 60Hz). Throw has one hand held controller.



For additional product information, Visit our website <https://support.ee1994.com>, and check the manuals page, or scan this code;



2

### TO USE:

1. To turn the control on, press the "ON/OFF" button.
2. Press the TIMER/HEAT Button to select your options. While the "HEAT" sign is flashing on the screen, you can adjust the warming setting by pressing the "+" or "-". There are totally 12 heat setting levels. While the "TIMER" sign is flashing on the LCD screen, you can adjust the "AUTO-SHUT OFF time" by pressing the "+" or "-". There are 1-12 hours timer setting levels.
3. To turn the control off, press the "ON/OFF" button.

Note: Throw, 1 x Hand-held controller

### CONTROLLERS FEATURES:

#### Automatic transition:

The preheat mode operates for 1 hour at Level 12, then switches off and reverts to previous settings (memory mode).

#### Preheat Function:

One-touch activation: When enabled, the heating level immediately sets to maximum (Level 12) and displays "H" on the screen, while the timer retains the duration preset by the user.

### MAINTENANCE

1. Store the product only after it is completely cool and dry. Store in an airy, dry environment.
2. Make sure the product is completely cool before folding or the internal wire may be damaged. Loop the cord loosely.

### FCC

NOTE: This equipment has been tested and found to comply with the limits for a Class B digital device, pursuant to part 15 of the FCC Rules. These limits are designed to provide reasonable protection against harmful interference in a residential installation. This equipment generates, uses and can radiate radio frequency energy and, if not installed and used in accordance with the instructions, may cause harmful interference to radio communications. However, there is no guarantee that interference will not occur in a particular installation. If this equipment does cause harmful interference to radio or television reception, which can be determined by turning the equipment off and on, the user is encouraged to try to correct the interference by one or more of the following measures:  
—Reorient or relocate the receiving antenna.  
—Increase the separation between the equipment and receiver.  
—Connect the equipment into an outlet on a circuit different from that to which the receiver is connected.  
—Consult the dealer or an experienced radio/TV technician for help.

Changes or modifications not approved by E&E Co. Ltd. could void the users authority to operate this equipment.

3

### Q&A

Problem	Cause	Solution
The Product does not produce enough heat or does not work.	This heating product provides safe heat and protects the consumers' skin within a temperature range based on International safety standards, which helps avoid low temperature burns. Therefore, the temperature setting is for keeping warm instead of getting hot.	If you don't feel warm, you can fold the product and test it for 30 minutes to see whether it works or not (But please make sure the product is placed flat without being folded for normal use). If you still can't feel the heat after the test, please contact the customer service.
The Product does not work upon arrival.	There may be a product malfunction.	When you open the product, take it out from the packing and place it flat (do not fold). Check to insure the coupler and main power plug have been connected properly, then switch the power on to check whether the product works normally or not. If the product does not work normally, please contact our customer service.
The product does not heat evenly.	The product may be folded or the internal heating wire may have been coiled during use;	Lay the throw flat. Take your hand and gently run along the length of the wire. If you find a twisted wire, manually shift it back into place. Place the Throw flat when in use. The temperature of the Throw where the human body is touching the heating zones will be higher than the areas not being touched. This is normal.
The product no longer works after being used for a period of time.	The product may have been used or washed improperly. Or there may be a malfunction with the product.	Please contact our customer service.

If the above suggestions do not solve the problems, there may be a malfunction in the product which caused the permanent safety function to activate. In this case, please contact our customer service.

4

### Warranty

No warranty will be granted without the original receipt, gift receipt or copy thereof.

E&E CO.Ltd. MAKES NO OTHER WARRANTIES, EXPRESS OR IMPLIED, NOT OTHERWISE SPECIFIED HERE IN:

#### To Obtain Warranty Service

For any questions you may have about your warming product, please contact E&E CO.Ltd. customer service at [jlacs@ilahome.com](mailto:jlacs@ilahome.com) or on our website [support.ee1994.com](http://support.ee1994.com). For questions and concerns that cannot be handled on the website or email, our customer service phone number is 1-866-456-8852.

If instructed to return your product for repair or replacement by our customer service department, attach a tag to the product (do not use pins) that includes your name, address and daytime telephone number. Please include a copy of the original sales receipt. Carefully package (clean and pet-hair free) the product. Use UPS or parcel post, with shipping and insurance prepaid. Ship the product only to the address provided by Customer Service, NOT the address listed below.

E&E Co. Ltd.  
45875 Northport Loop East  
Fremont, CA 94538

E&E CO.Ltd. warrants that for a period stated below from the date of purchase, this product will be free from defects in material and workmanship. This warming product manufactured by E&E CO.Ltd. will carry a THREE year limited warranty. E&E CO.Ltd., at its option, will repair this product or any component of the product found to be defective during the warranty period. Replacement will be made with a new or remanufactured product or component. If the product is no longer available, replacement may be made with a similar product of equal or greater value. This is your exclusive warranty. This warranty is valid for the original retail purchaser from the date of initial retail purchase and is not transferable. Keep the original sales receipt. Proof of purchase is required to obtain warranty performance. E&E CO.Ltd., or any retail stores selling the E&E CO.Ltd. products do not have the right to alter, modify, or any way change the terms and conditions of this warranty.

This warranty does not cover normal wear of parts or damage resulting from any of the following negligent use or misuse of the product: use on improper voltage; or current, or use contrary to the operating instructions, disassembly, repair or alteration by anyone other than E&E CO.Ltd. Further, the warranty does not cover Acts of God, or Nature, such as fire, flood, hurricanes and tornadoes. E&E CO.Ltd. shall not be liable for any incidental or consequential damages caused by the breach of any express or implied warranty. Except to the extent prohibited by applicable law, any implied warranty of merchantability or fitness for a particular purpose is limited in duration to the duration of the above warranty. Some states, provinces or jurisdictions do not allow the exclusion or limitation of incidental or consequential damages or limitations on how long an implied warranty lasts, so the above limitations or exclusion may not apply to you. This warranty gives you specific legal rights, and you may also have other rights that vary from state to state or province to province.

5